



# FLUORESCENCE

IS THE NEW BLACK

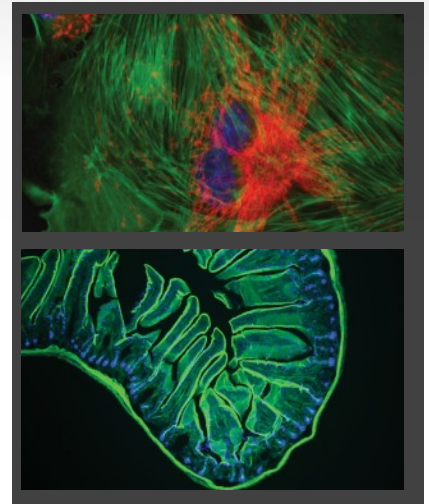
Lumenera's **INFINITY Fluorescence Series** cameras featuring Sony CCD sensors offer high dynamic range, high sensitivity and optional thermoelectric cooling, resulting in excellent quality images and fast preview speeds. Lumenera provides a complete fluorescence imaging solution, consisting of high-end scientific cameras, feature rich software packages and a 5 year warranty.

## INFINITY FLUORESCENCE SERIES

Complete Microscopy Imaging Solution with Advanced Image Analysis Software Included

### INFINITY FLUORESCENCE SERIES BUNDLE INCLUDES

- 1) INFINITY fluorescence Series camera**  
Choose from the INFINITY3-1URF, INFINITY3-3URF, INFINITY3-1PF
- 2) INFINITY ANALYZE & INFINITY Capture SOFTWARE**  
Easily capture and process images with excellent reproducibility and accuracy  
Windows and Mac compliant (Windows 8, 7, XP, Vista, Mac OS X 10.7, 32 and 64-bit operating systems)
- 3) IMAGE-PRO PREMIER SOFTWARE**  
Free 9 month trial version of Media Cybernetic's industry leading image analysis software "Image-Pro Premier"
- 4) INFINITY Advantage Pack LuIAP-2**  
Additional INFINITY Analyze advanced features module USB key,  
one advanced loaner hardware replacement, extended 5 year warranty



Lumenera's trusted partner Media Cybernetics® provides Image-Pro Premier, a powerful image processing, enhancement, and analysis software with extensive measurement and customization features. Lumenera's Fluorescence Series cameras have a fully integrated driver for Image-Pro Premier which provides intuitive tools that make it easy to capture, process, measure, analyze, and share your images and valuable data. Try a free 9-month trial of Image-Pro Premier today and discover what makes Image-Pro from Media Cybernetics® the leading image analysis software.

### **INFINITY3-1URF: 1.4 MP High-Sensitivity, Low Noise, Uncooled USB 2.0**

This product raises the bar for performance in an uncooled ICX285 sensor-based camera. Lumenera's INFINITY3-1URF microscopy camera has been engineered to offer exceptional dynamic range, read noise and dark current noise. This uncooled camera's performance and price make it an ideal solution for general fluorescence applications.

- 1.4 megapixel Sony ICX285 CCD image sensor
- 30 fps at full 1392 x 1040 resolution
- Select 8 & 14-bit pixel data modes
- Monochrome or color available



### **INFINITY3-3URF: 3.0 MP High-Speed, High Sensitivity, Uncooled USB 3.0**

Lumenera's INFINITY3-3URF is a high-speed, high sensitivity, versatile research-grade camera. The INFINITY3-3URF unleashes the high frame rate capability of the Sony ICX674 by using a high-speed, plug-and-play USB 3.0 data interface at 5 Gbits/s to send streaming video and still image capture to a computing platform. This camera takes advantage of Lumenera's unique memory buffer technology, reliably delivering images while running the camera at the sensor's maximum output.

- 1.4 megapixel Sony ICX285 CCD image sensor
- 30 fps at full 1392 x 1040 resolution
- Select 8 & 14-bit pixel data modes
- Monochrome or color available



### **INFINITY3-1PF: 1.4 MP High Sensitivity, Low Noise, Cooled USB 2.0**

The INFINITY3-1PF is Peltier cooled and features a high signal to noise ratio. An ideal solution for applications with extremely long integration times where dark noise must be eliminated. Uncompressed images in live streaming video and still-image capture are provided across a USB 2.0 digital interface. Hardware and software based synchronization trigger is available as an option provided. On-board memory for frame buffering ensures reliable delivery of images.

- 1.4 megapixel cooled Sony ICX285 CCD image sensor
- Cooled feature reduces thermal noise during low light fluorescent imaging
- 15 fps at full 1392x1040 resolution
- Monochrome or color available



### **OEM and Custom Camera Design**

Did you know, as a Lumenera OEM customer you can leverage the success of the INFINITY camera line through our custom camera development? Our unique OEM and custom options, including software and hardware modifications, offer the following advantages:

- Improve Time-to-Market
- Reduce Development Costs
- Differentiate from the Competition





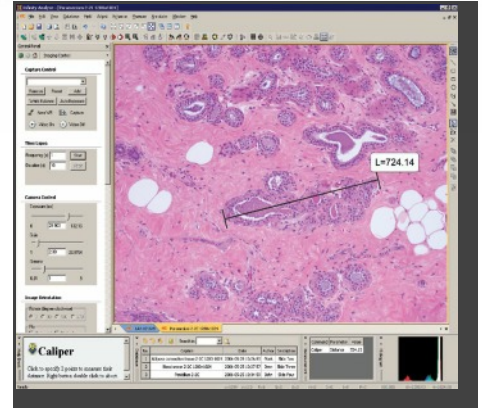
**INFINITY SOFTWARE & ADVANTAGE**

Each INFINITY Fluorescence Series camera comes complete with the INFINITY Advantage Pack LuIAP-2 that includes an additional license for the INFINITY ANALYZE Advanced Features Module USB key, and an extended 5-year warranty.

**INFINITY CAPTURE** An intuitive user interface that contains all of the basic features needed to control the camera and capture images. Easily integrate your INFINITY Black Series camera with 3rd party software applications through our TWAIN and DirectX/WDM interface (included) as well as 3rd party drivers for most image analysis packages.

**INFINITY ADVANTAGE PACK (LuIAP-2)** The INFINITY ADVANTAGE PACK (IAP) allows you to access software from any PC, unleashes additional software features (module for spherical aberration correction and multi-focus composition), and provides peace of mind with an advanced loaner hardware replacement and a 5-year warranty.

**INFINITY ANALYZE** All Lumenera INFINITY Fluorescence Series cameras include INFINITY ANALYZE software at no extra charge, allowing complete camera control and advanced image acquisition and analysis.



- INFINITY ANALYZE Features Include:**
- ☑ Real time video preview
  - ☑ Measurement and annotation
  - ☑ Archiving with search for date, author, description
  - ☑ Fluorescent image composition including RGB Look-Up Tables (LUT)
  - ☑ Single capture and time lapse
  - ☑ Image stitching
  - ☑ Automatic/manual exposure and white balance
  - ☑ Hue, saturation, gain, contrast, brightness and gamma controls
  - ☑ Advanced image processing
  - ☑ Customize interface for specific applications
  - ☑ Thumbnail worksheet
  - ☑ Drag and drop measurement data to Microsoft Excel for analysis
  - ☑ Save and restore camera settings
  - ☑ Context sensitive help for all functions
  - ☑ Optional focus enhancement
  - ☑ Interactive color composition
  - ☑ Available in 9 languages

**Helpful Lumenera Tools**

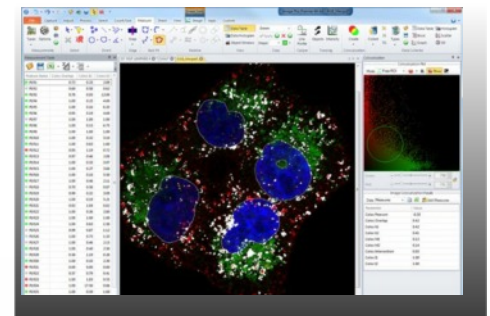
INFINITY cameras are well known for their ease of set up and use. For immediate instruction on software features available, visit our popular step-by-step tutorials, as well as our FAQs and Knowledge Base at [www.lumenera.com](http://www.lumenera.com).



**IMAGE-PRO PREMIER TRIAL SOFTWARE**

Lumenera's trusted partner Media Cybernetics® provides Image-Pro Premier, a powerful image processing, enhancement, and analysis software with extensive measurement and customization features. Lumenera's Fluorescence Series cameras have a fully integrated driver for Image-Pro Premier which provides intuitive tools that make it easy to capture, process, measure, analyze, and share your images and valuable data. Try a free 9-month trial of Image-Pro Premier today and discover what makes Image-Pro from Media Cybernetics® a leader in image analysis software.

- Image-Pro Premier Features Include:**
- ☑ 64-bit single capture and streaming to disk
  - ☑ Quick access to intensity and morphology over-time studies
  - ☑ Extensive microscopy file format support and simple color compositing
  - ☑ Industry-leading co-localization analysis on whole images or user-defined regions
  - ☑ Unparalleled analysis tools to identify, count, measure, and classify whole cells, nuclei, membranes, cytoplasmic structures, and more
  - ☑ Perform population studies using thousands of images with intuitive batch processing



**Helpful Media Cybernetics Tools**

For more details on software features available, visit the Media Cybernetics website at [www.mediacy.com](http://www.mediacy.com)

**OEM-OPTICAL.COM** / Nyoptics Inc  
 2009 Blue Oak Ct, Danville, CA, 94506  
 Phone 916.880.8575 / FAX 925.820.3444  
[sales@nyoptics.com](mailto:sales@nyoptics.com) • [www.oem-optical.com](http://www.oem-optical.com)



Cat. # (Monochrome/Color)	Megapixel	Resolution	Sensor	C-Mount Coupler	Pixel Pitch	Frame Rate*	Bit Depth	Read Noise	Interface
<b>INFINITY FLUORESCENCE CAMERA SERIES</b>									
INFINITY3-1PF Monochrome or Color	1.4	1392x1040	SONY ICX285 2/3" Cooled CCD	0.67X	6.45	15	8 or 12	8 e-	USB 2.0
INFINITY3-1URF Monochrome or Color	1.4	1392x1040	SONY ICX285 2/3" Uncooled CCD	0.67X	6.45	30	8 or 14	6 e-	USB 2.0
INFINITY3-3URF Monochrome or Color	2.8	1936x1456	SONY ICX674 2/3" Uncooled CCD	0.67X	4.54	53	8 or 14	6.2 e-	USB 3.0

\*At full resolution

**INFINITY Fluorescence Series Camera Specifications**

- Auto/Manual Exposure
- Manual White Balance
- 1 to 10x Programmable Gain (varies by model)
- Multiple binning modes
- Operating Temp: 0 to 50°C
- Operating Humidity: 5 to 95%, Non-condensing
- Operating Systems:
  - PC: Windows XP, Windows Vista and Windows 8 and 8, 32 and 64-bit
  - Mac: 32 and 64-bit (10.6 or higher)

**INFINITY Mac Software**

A Mac Camera Driver and ImageJ Plug-In are available for the INFINITY Fluorescence Series cameras. To download the latest version, visit: [www.lumenera.com/support/downloads/microscopy-downloads.php](http://www.lumenera.com/support/downloads/microscopy-downloads.php)

**No Costly Framegrabbers or Adapter Cards**

No Costly Framegrabbers or Adapter Cards. Save your dollars. Unlike CameraLink or FireWire, costly accessories are not required.

**Easy to Install USB 3.0 and USB 2.0**

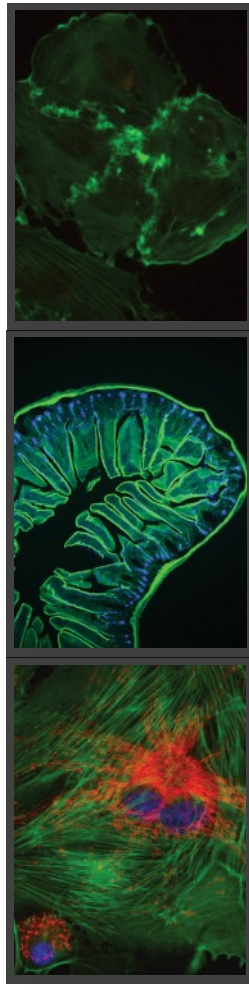
Ensure a simple, plug-and-play installation USB 2.0 (INFINITY3-7PF, INFINITY3-1URF) or USB 3.0 (INFINITY3-3URF) cabling and digital interface.

**Reliable Delivery of Images with Onboard Buffer**

Reliable delivery of your images with 128 MB of built-in frame buffer. Reduce chances of data loss due to competing requests on a host computer.

**Sample Images**

Experience our scientific megapixel cameras through our online image gallery at: [www.lumenera.com/microscopyimages/](http://www.lumenera.com/microscopyimages/)



INFINITY3-3URFM  
BPAE Fixed Cell

INFINITY3-1PFM  
Mouse Intestine

INFINITY3-1PFM  
Mouse Endothelium In Green



7 Capella Court, Ottawa, ON, K2E 8A7  
Telephone: 613-736-4077  
scientificsales@lumenera.com

**OEM-OPTICAL.COM / Nyoptics Inc**  
2009 Blue Oak Ct, Danville, CA, 94506  
Phone 916.880.8575 / FAX 925.820.3444  
sales@nyoptics.com • www.oem-optical.com

[www.lumenera.com](http://www.lumenera.com)

© 2009 Lumenera Corporation. All rights reserved. Lumenera, INFINITY, and the Lumenera logo are trademarks of Lumenera Corporation. #14-SCI-02