

Digital Video Pattern Generators

S E R I E S D C G - 2 0 0 / S E R I E S D V P G

Smallest Profiles On Market

Easy to Install and Use

Built Using Application Specific Integrated Circuits For Maximum Stability and Accuracy


Generate Single / Dual Lines, Circles, and Rectangles

Automatically detects NTSC or PAL

DC power input simplifies adaptation to varying power standards

Select varying grayscale on all lines (DVPG)

DVPG Series Permits Output to Standard VGA



Modern IC Architecture

Oem-Optical's Line of Digital Video Pattern Generators are available in both single camera and dual camera configurations and are built on a platform of modern application specific integrated circuits. The net effect is highly reliable, stable, and compact devices. All units operate from a DC power input, making the task of adapting to international power grid differences easy to handle. The units auto-detect the presence of NTSC or PAL cameras, eliminating the need for special equipment. The DVPG series contains the unique feature of being able to operate with a standard VGA monitor, eliminating the need for more costly video monitors.

COMMON USES

Video Pattern Generators provide a pattern for targeting / alignment atop a live video image and are a very useful tool in a range of manufacturing, microscopy, and metrology applications.

Common Uses:

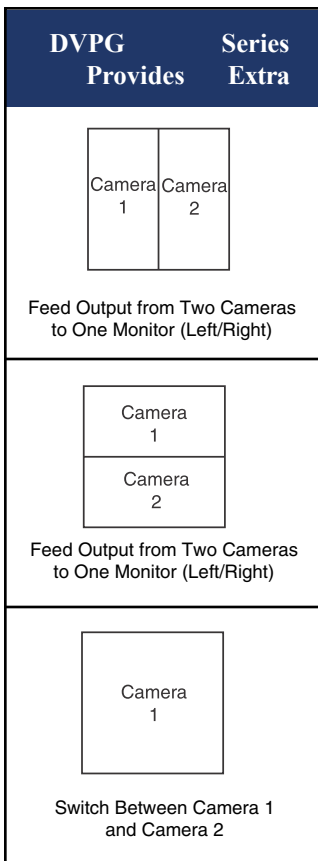
- **Manufacturing:** Laser targeting (laser welding, laser drilling, masking, drilling, laser cutting, etc)
- **Microscopy/Metrology:** Linear measuring stages and general measurement
- **Quality Control:** Go/No-Go gage, checking tolerances, inspecting printed circuit boards, integrated circuits, wafers.
- **Machine Vision:** Screen printing alignment (circuit cards, etc.)

Features

- Available with Single and Dual Camera Inputs
- Wide Range of Available Patterns
- Select from solid or dashed lines
- DVPG also functions as video splitter (left / right and top / bottom) and video switcher (camera 1 / camera 2)
- DVPG provides integral lighting control via DC power output (compatible with TechniQuip's R-150-MV fiber optic illuminators)

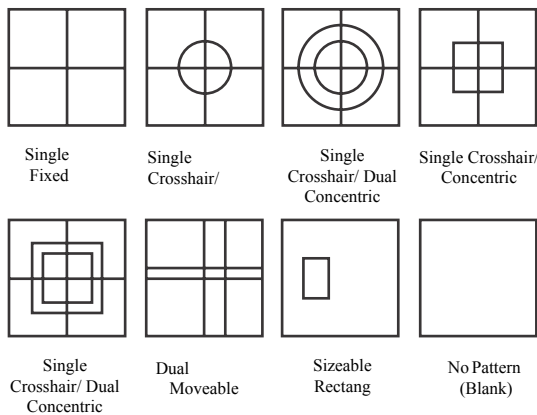
Pattern Generator Selection Guide

Part #	DCG-200F	DCG-200M	DVPG
Available Patterns	Blank, Single Fixed Crosshairs	All	
Camera Inputs	One		One or Two
Synchronization	N/R		Requires Genlock Camera For Color Cameras
Memory	Stores Settings		
Security	Lock Feature		
Available Video Standards	NTSC, PAL, EIA		
Available Video Formats	S-VHS, RS170 Composite		
Monitor Requirements	Video		Video or VGA (1)
Power Input	6 VDC - Supplied with Unit		12 VDC - Supplied with Unit
Power Consumption	< 1 amp		
Integral Lighting Control	N/A		Standard
Width	5.75 in. (14.0 cm)		8.0 in. (20.5 cm)
Depth	4.25 in. (10.8 cm)		
Height	1.38 in. (3.5 cm)		2.5 in. (6.35 cm)
Weight	< 0.5 lbs.		< 1 lbs.
CE	Yes		
Warranty	12 months		



Notes: (1) Highest resolution achieved with video monitor. (2) Remote keypad available for DVPG - call for information.

Illustrations of available patterns (for single camera units or for each camera of a dual camera unit)



All above can be with dashed lines. Select black or white lines (DCG-200) or any grayscale (DVPG)

Single Camera Setup (DCG Series)



Dual Camera Setup (DVPG Series)

